


Safety Communications, Instructions, & Devices For Your Roll-Type Machines


Be sure to use all instructions and devices that provide maximum operator protection for your employees. Contact Black Bros. Co. Customer Service to order manuals for your specific machines.

All Items: No Charge

Ref. No.	Part No.	Description
1	9-8701-90181D	Decal, Warning - Keep Away from Revolving Rolls-English
2	9-8701-9018S1D	Decal, Warning - Keep Away from Revolving Rolls-Spanish
3	9-8701-90191D	Decal, Warning - Keep Guards in Place-English
4	9-8701-9019S1D	Decal, Warning - Keep Guards in Place-Spanish
5	7-7721-0437	Decal, Caution-HOT
6	7-7721-04623	Decal, Warning - Never Touch Moving Rolls-English
7	7-7721-04623S	Decal, Warning - Never Touch Moving Rolls-Spanish
8	7-7721-0430	Decal, Operating Control Bars-English
9	7-7721-0407	Decal, Cleaning Instructions-English
	7-7721-0481	Decal, Cleaning Instructions, Hot Melt-English
	7-7721-0407S	Decal, Cleaning Instructions-Spanish
10	7-7721-0496	Decal, Hazardous Voltage
11	7-7721-0420	Decal, Direction of Material Flow



(not shown)



(not shown)

Warning Decal (6 & 7):

Suggest one decal for the infeed side and one decal for the outfeed side.

Contact Black Bros. for information on other roll-type machines not shown.

Write or phone for additional information — indicate machine serial number.

Devices For Your Roll-Type Machines

- Roll Coaters
- Adhesive Spreaders
- Differential Direct Roll Coaters
- Reverse Roll Coaters
- Reverse Roll Fillers

1 Upper Roll Nip Guard

Wire mesh (or slotted, depending on model) metal guard for operator protection whenever a machine is running (both during operation and clean-up). When necessary, operator may stop machine and pivot top guard away. **An electrical interlock can be added to shut off power when guard is away from its protective position.**

2 Infeed Barrier Guard


A rigid guard used in conjunction with the infeed table guard. Helps alert and protect the operator from the nip point between the upper and lower coating rolls, without interfering with operation or clean-up.

3 Pivoting Infeed Table Guard

Horizontally mounted to help support stock and protect operator from feed nip point below pass line. Reduces clean-up time by pivoting to vertical position to eliminate spills on table. Rolls must be separated at least 3" to pivot table.

4 Outfeed Lower Roll Nip Guard

Fingers of steel rod with wire grid for operator protection whenever machine is running (both during operation and clean-up). When necessary, operator may stop machine and pivot guard away. **An electrical interlock can be added to shut off power when guard is away from its protective position.**



(on opposite side of machine)

Reverse Lockout

A limit switch prevents reversing until there is at least a 3" separation between upper and lower rolls.

Automatic Roll Clean-Up System for Water Soluble Materials

With the push of a button, Black Bros. automatic water-wash cleaning system spray-cleans rolls during a pre-set series of forward/reverse roll rotation cycles. Infeed table pivots out of way. Nozzles direct spray evenly among upper rolls. Waste water and residue collect in reservoirs during each forward rotation of the rolls and falls into clean-up pan during the reverse rotation. Average cleaning time is approximately 10 minutes.



For more details, contact your nearest Sales/Service Division:

Corporate Headquarters

BLACK BROS. CO.
501 Ninth Avenue
P.O. Box 410
Mendota, IL 61342-0410
Phone: 815.539.7451
Fax: 815.538.2451
www.blackbros.com
E-mail: info@blackbros.com

Southeast

BLACK BROS. CO.
SOUTHEAST DIVISION
1315 Baker Road
P.O. Box 4226
High Point, NC 27263-4226
Phone: 336.431.9145
Fax: 336.431.9275